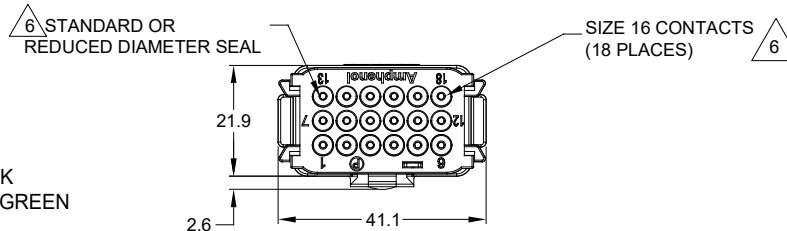
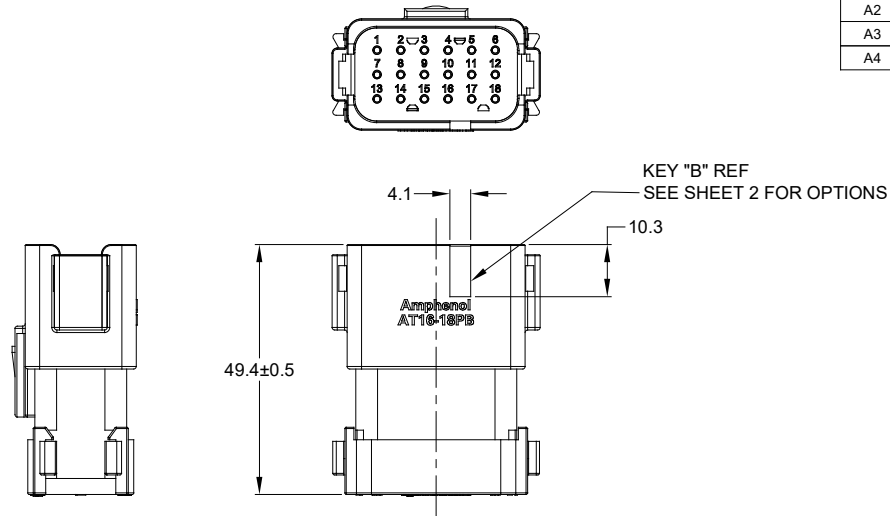


REVISIONS					
REV	ECO	DESCRIPTION	DATE	BY	APPR
A1	-	PRELIMINARY RELEASE	12JAN2015	JAH	-
A2	-	ADDED P/N'S, COLORS, SR END CAP	01NOV2019	JAH	-
A3	-	UPDATE DRAWING	13FEB2020	ZENIN	TOMMY
A4	-	UPDATE DRAWING	27FEB2020	ZENIN	TOMMY



NOTES: UNLESS OTHERWISE SPECIFIED

- MATERIAL:
HOUSING: THERMOPLASTIC; COLOR: SEE CHART
END CAP: THERMOPLASTIC; COLOR: BLACK
STRAIN RELIEF CAP: THERMOPLASTIC; COLOR: BLACK
SEALS: SILICONE RUBBER; COLOR: RED, RD COLOR: GREEN
- MODIFICATIONS: END CAP, STRAIN RELIEF CAP (OPT),
REDUCED DIAMETER SEAL (OPT).
- SPECIFICATIONS:
3.1 CURRENT RATING: 13 AMPS
3.2 OPERATING TEMPERATURE: -55°C TO +125°C
3.3 DIELECTRIC WITHSTANDING VOLTAGE: LESS THAN 2 MILLIAMPS CURRENT LEAKAGE @ 1500 VOLTS AC.
3.4 INSULATION RESISTANCE: 1000 MEGOHMS MIN @ 25°C.
3.5 MOISTURE RESISTANCE: IP67 (MATED CONDITION)
3.6 MATING CYCLE DURABILITY: 100 CYCLES
3.7 RoHS COMPLIANT

4. MATING PART: AT16-18SX-* PLUG
(X = A,B,C,D,E KEYS; * = MODIFICATIONS AND COLORS)

5. ALL DIMENSIONS ARE FOR REFERENCE USE ONLY.

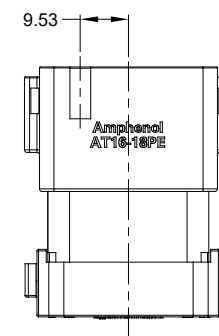
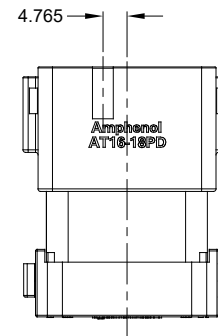
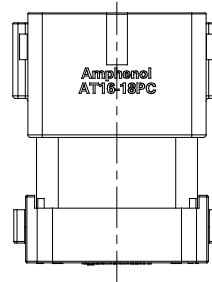
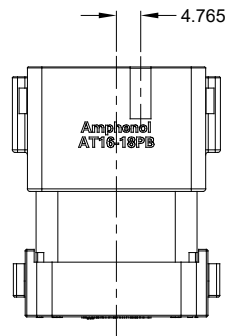
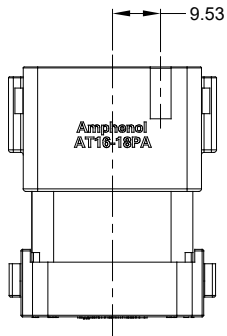
CONTACT SIZE AND REAR SEAL WIRE RANGE

CONTACT SIZE	MIN. INSUL O.D.	MAX. INSUL O.D.	TYPICAL WIRE RANGE
16	1.35 mm (.053 in)	3.05 mm (.120 in)	14 - 20 AWG

SEE CHART		PART NUMBER		DESCRIPTION		ITEM
QUANTITY						
MATERIALS LIST						
UNLESS OTHERWISE SPECIFIED		SIGNATURES		DATE		SINE Systems Corporation A Subsidiary of Amphenol Corporation 44724 Morley Drive Clinton Township, MI 48036 AT SERIES, 18 PIN RECEPTACLE
1) All dimensions are in metric (mm). 2) Tolerances are as follows: 1 PL DEC ±0.30 Fractions ±1/64 2 PL DEC ±0.15 Angles ±1° 3 PL DEC ±0.08		DRAWN: ZENIN.DENG		27FEB20		
3) Note reference = \triangle		CHECKED: ORION.LJ		27FEB20		
MATERIAL SPECIFICATIONS:		ENGINEER:		APPROVAL: TOMMY.XIE		
PROCESS SPECIFICATIONS:		CUSTOMER:		DATE: 27FEB20		THIS DRAWING IS SUPPLIED FOR INFORMATION ONLY. DESIGN FEATURES, SPECIFICATIONS AND PERFORMANCE DATA SHOWN HEREON ARE THE PROPERTY OF THE AMPHENOL CORPORATION. NO RIGHTS OF REPRODUCTION ARE IMPLIED. ALL DIMENSIONS ARE SUBJECT TO NORMAL MANUFACTURING VARIATIONS.
NEXT ASSY:		SCALE: NONE		SIZE: B		
				FSCM NO. DWG NO. C- AT16-18P*-XXXXXX		
				REVISION A4		SHEET 1 OF 2

TITLE: AT SERIES, 18 PIN RECEPTACLE
 DWG NO.: C- AT16-18P*-XXXXXX
 REV: A4
 SH: 1
 OF: 2

REVISIONS					
REV	ECO	DESCRIPTION	DATE	BY	APPR
A1	-	PRELIMINARY RELEASE	12JAN2015	JAH	-
A2	-	ADDED P/N'S, COLORS, SR END CAP	01NOV2019	JAH	-
A3	-	UPDATE DRAWING	13FEB2020	ZENIN	TOMMY
A4	-	UPDATE DRAWING	27FEB2020	ZENIN	TOMMY



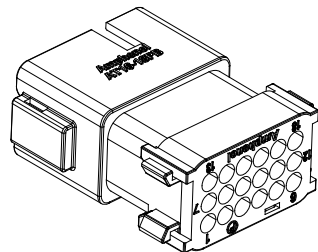
KEY-A CONFIGURATION		
PART NUMBER	STRAIN RELIEF	COLOR
AT16-18PA-K004	NO	BLACK
AT16-18PA-EK02	NO	GRAY
AT16-18PA-SR02	YES	BLACK
AT16-18PA-EKSR02	YES	GRAY

KEY-B CONFIGURATION		
PART NUMBER	STRAIN RELIEF	COLOR
AT16-18PB-K004	NO	BLACK
AT16-18PB-SR02	YES	BLACK

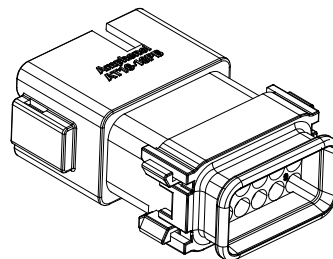
KEY-C CONFIGURATION		
PART NUMBER	STRAIN RELIEF	COLOR
AT16-18PC-K004	NO	BLACK
AT16-18PC-EK02	NO	GREEN
AT16-18PC-SR02	YES	BLACK
AT16-18PC-EKSR02	YES	GREEN

KEY-D CONFIGURATION		
PART NUMBER	STRAIN RELIEF	COLOR
AT16-18PD-K004	NO	BLACK
AT16-18PD-EK02	NO	BROWN
AT16-18PD-SR02	YES	BLACK
AT16-18PD-EKSR02	YES	BROWN

KEY-E CONFIGURATION		
PART NUMBER	STRAIN RELIEF	COLOR
AT16-18PE-K004	NO	BLACK
AT16-18PE-EK02	NO	GRAY
AT16-18PE-SR02	YES	BLACK
AT16-18PE-EKSR02	YES	GRAY



SHOWN WITH
END CAP



SHOWN WITH
STRAIN RELIEF

SEE CHART		DESCRIPTION	
QUANTITY	PART NUMBER	ITEM	
MATERIALS LIST			
<small>UNLESS OTHERWISE SPECIFIED</small> 1) All dimensions are in metric (mm). 2) Tolerances are as follows: 1 PL DEC ±0.30 2 PL DEC ±0.15 3 PL DEC ±0.08 Fractions ±1/64 Angles ±1° 3) Note reference = ∇ X		SINE Systems Corporation A Subsidiary of Amphenol Corporation 44724 Morley Drive Clinton Township, MI 48036 AT SERIES, 18 PIN RECEPTACLE	
MATERIAL SPECIFICATIONS: PROCESS SPECIFICATIONS: NEXT ASSY:		SIGNATURES DATE DRAWN: ZENN DENG 27FEB20 CHECKED: ORION LI 27FEB20 ENGINEER: APPROVAL: TOMMY XIE 27FEB20 CUSTOMER: <small>THIS DRAWING IS SUPPLIED FOR INFORMATION ONLY. DESIGN FEATURES, SPECIFICATIONS AND PERFORMANCE DATA SHOWN HEREON ARE THE PROPERTY OF THE AMPHENOL CORPORATION. NO RIGHTS OF REPRODUCTION ARE IMPLIED. ALL DIMENSIONS ARE SUBJECT TO NORMAL MANUFACTURING VARIATIONS.</small>	
SIZE: B SCALE: NONE		FSCM NO.: DWG NO.: C- AT16-18P*-XXXXXX REVISION: A4 SHEET 2 OF 2	

TITLE: AT SERIES, 18 PIN RECEPTACLE
 DWG NO.: C- AT16-18P*-XXXXXX
 REV: A4
 SH: 2
 OF: 2

AT Series™ - Contact Size 16 Options

Machined Contacts, Sockets & Pins				
Part Number	Description	Size	AWG	Type
AT60-215-1631	Male Contact - Pin, Gold-plated	16	14	Machined
AT62-209-1631	Female Contact - Socket, Gold-plated	16	14	Machined
AT60-215-16141	Male Contact - Pin, Nickel-plated	16	14	Machined
AT62-209-16141	Female Contact - Socket, Nickel-plated	16	14	Machined
AT60-202-1631	Male Contact - Pin, Gold-plated	16	16-20	Machined
AT62-201-1631	Female Contact - Socket, Gold-plated	16	16-20	Machined
AT60-202-16141	Male Contact - Pin, Nickel-plated	16	16-20	Machined
AT62-201-16141	Female Contact - Socket, Nickel-plated	16	16-20	Machined
AT60-202-1631-22	Male Contact - Pin, Gold-plated	16	22-24	Machined
AT62-201-1631-22	Female Contact - Socket, Gold-plated	16	22-24	Machined
AT60-202-16141-22	Male Contact - Pin, Nickel-plated	16	22-24	Machined
AT62-201-16141-22	Female Contact - Socket, Nickel-plated	16	22-24	Machined

Tooling - Machined Contacts		
Part	Part Number	Description
	CA-5D12	Universal Hand Crimp Tool, Size 12/16/20 (Machined contacts only)
	CA-5E12	Pneumatic Crimp Tool, Size 12/16/20 (Machined contacts only)

Contact Removal Tools		
Part	Part Number	Description
	ATRT-100	Used for removal of contacts for A Series™ products
	AT11-310-1605	Contact Removal Tool, Plastic, Size 16
	A114017	Sealing Plug, Size 16, White

Stamped & Formed Contacts, Sockets & Pins				
Part Number	Description	Size	AWG	Type
AT60-14-0144	Male Contact - Pin, Gold-plated	16	14-16	Stamped & Formed
AT62-14-0144	Female Contact - Socket, Gold-plated	16	14-16	Stamped & Formed
AT60-14-0122	Male Contact - Pin, Nickel-plated	16	14-16	Stamped & Formed
AT62-14-0122	Female Contact - Socket, Nickel-plated	16	14-16	Stamped & Formed
AT60-16-0144	Male Contact - Pin, Gold-plated	16	16-18	Stamped & Formed
AT62-16-0144	Female Contact - Socket, Gold-plated	16	16-18	Stamped & Formed
AT60-16-0122	Male Contact - Pin, Nickel-plated	16	16-18	Stamped & Formed
AT62-16-0122	Female Contact - Socket, Nickel-plated	16	16-18	Stamped & Formed
AT60-16-0644	Male Contact - Pin, Gold-plated	16	18-20	Stamped & Formed
AT62-16-0644	Female Contact - Socket, Gold-plated	16	18-20	Stamped & Formed
AT60-16-0622	Male Contact - Pin, Nickel-plated	16	18-20	Stamped & Formed
AT62-16-0622	Female Contact - Socket, Nickel-plated	16	18-20	Stamped & Formed
AT60-16-0844	Male Contact - Pin, Gold-plated	16	20-22	Stamped & Formed
AT62-16-0844	Female Contact - Socket, Gold-plated	16	20-22	Stamped & Formed
AT60-16-0822	Male Contact - Pin, Nickel-plated	16	20-22	Stamped & Formed
AT62-16-0822	Female Contact - Socket, Nickel-plated	16	20-22	Stamped & Formed

Tooling - Stamped & Formed Contacts		
Part	Part Number	Description
	MFX-3950	Crimp Die - Size 16, 18-20AWG (S&F contacts only)
	MFX-3953	Crimp Die - Size 16, 16-18AWG (S&F contacts only)
	MFX-3975	Crimp Die - Size 16, 14-16AWG (S&F contacts only)
	MFX-3990	Crimp Die - Size 16, 20-22AWG (S&F contacts only)
	ATT-16-00	Hand Crimp Tool - Size 16, 14-16AWG (S&F contacts only)
	ATT-16-01	Hand Crimp Tool - Size 16, 18-20AWG (S&F contacts only)
	ATT-1612-03	Hand Crimp Tool - Size 16, 20-22AWG (S&F contacts only)

Amphenol Sine Systems
 44724 Morley Drive
 Clinton Township, MI 48036 USA
www.amphenol-sine.com
 09/2021