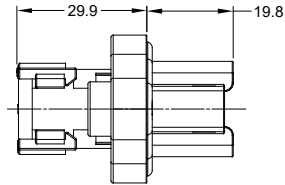
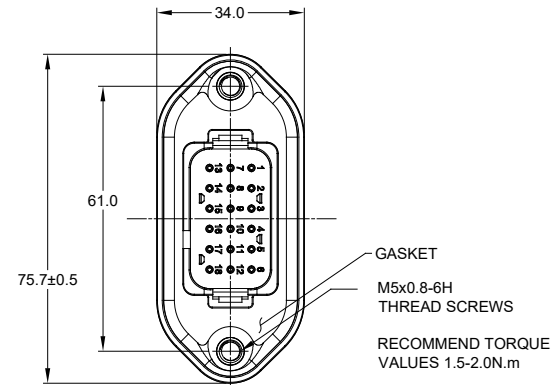
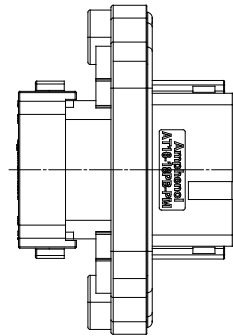
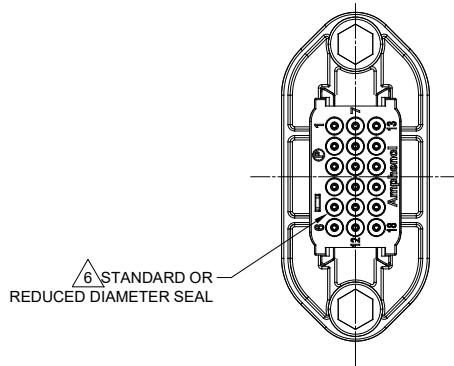


MOUNTING PLATE SIZE



REVISIONS					
REV	ECO	DESCRIPTION	DATE	BY	APPR
01	-	PRELIMINARY	26AUG2019	JAH	
02	-	AT16 WAS AT04 MODIFIED COLORS AND P/N'S	30OCT2019	JAH	
03	-	UPDATE DRAWING	12FEB2020	ZENIN	TOMMY
04	-	UPDATE DRAWING	27FEB2020	ZENIN	TOMMY



NOTES: UNLESS OTHERWISE SPECIFIED

- MATERIAL:
HOUSING: THERMOPLASTIC; COLOR: SEE CHART
END CAP: THERMOPLASTIC; COLOR: BLACK
STRAIN RELIEF CAP: THERMOPLASTIC; COLOR: BLACK
SEALS: SILICONE RUBBER; COLOR: RED, RD COLOR: GREEN
- MODIFICATIONS: FLANGE, GASKET, END CAP, STRAIN RELIEF CAP (OPT), REDUCED DIAMETER SEAL (OPT).
- SPECIFICATIONS:
3.1 CURRENT RATING: 13 AMPS
3.2 OPERATING TEMPERATURE: -55°C TO +125°C
3.3 DIELECTRIC WITHSTANDING VOLTAGE: LESS THAN 2 MILLIAMPS CURRENT LEAKAGE @ 1500 VOLTS AC.
3.4 INSULATION RESISTANCE: 1000 MEGOHMS MIN @ 25°C.
3.5 MOISTURE RESISTANCE: IP67 (MATED CONDITION)
3.6 MATING CYCLE DURABILITY: 100 CYCLES
3.7 RoHS COMPLIANT
- MATING PART: AT16-18SX-* PLUGS
(X = A,B,C,D,E KEYS; * = MODIFICATIONS AND COLORS)
- ALL DIMENSIONS ARE FOR REFERENCE USE ONLY.

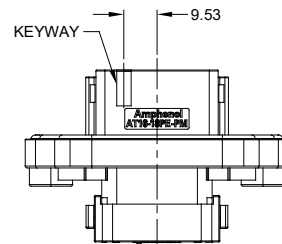
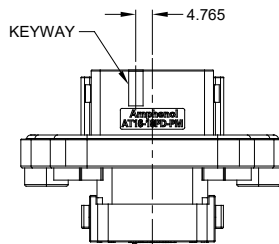
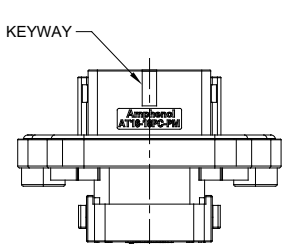
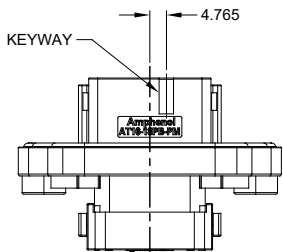
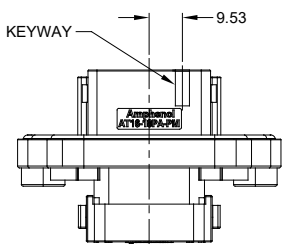
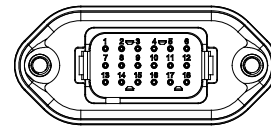
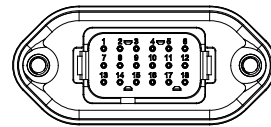
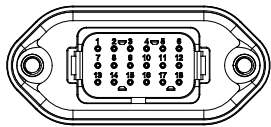
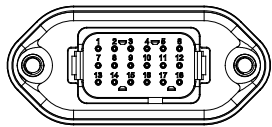
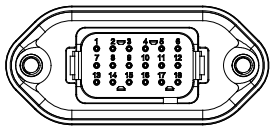
6 CONTACT SIZE AND REAR SEAL WIRE RANGE

CONTACT SIZE	MIN. INSUL O.D.	MAX. INSUL O.D.	TYPICAL WIRE RANGE
16	1.35 mm (.053 in)	3.05 mm (.120 in)	14 - 20 AWG

SEE SHEET 2 FOR KEYS				
PART NUMBER		DESCRIPTION		ITEM
QUANTITY	MATERIALS LIST			
UNLESS OTHERWISE SPECIFIED 1) All dimensions are in metric (mm). 2) Tolerances are as follows: 1 PL DEC ±0.30 2 PL DEC ±0.15 3 PL DEC ±0.08 3) Note reference = \triangle		SIGNATURES	DATE	<h1>Amphenol</h1> Sine Systems - www.amphenol-sine.com 44724 Morley Drive Clinton Township, MI 48036 PANELMATE RECEPTACLE, 18 PIN AT SERIES
		DRAWN: ZENIN,DENG	27FEB2020	
		CHECKED: ORION,LI	27FEB2020	
		APPROVAL: TOMMY,XIE	27FEB2020	
MATERIAL SPECIFICATIONS:		CUSTOMER:		SIZE: B C- TYPE: AT16-18PX-PMXX REVISION: 04 SCALE: NONE SHEET 1 OF 2
PROCESS SPECIFICATIONS:		THIS DRAWING IS SUPPLIED FOR INFORMATION ONLY. DESIGN FEATURES, SPECIFICATIONS AND PERFORMANCE DATA SHOWN HEREON ARE THE PROPERTY OF THE AMPHENOL CORPORATION. NO RIGHTS OF REPRODUCTION ARE IMPLIED. ALL DIMENSIONS ARE SUBJECT TO NORMAL MANUFACTURING VARIATIONS.		
NEXT ASSY:				

TITLE: PANELMATE RECEPTACLE, 18 PIN, AT SERIES
DWG NO.: AT16-12PX-PMXX
REV: 04
SH: 1
OF: 2

REVISIONS					
REV	ECO	DESCRIPTION	DATE	BY	APPR
01	-	PRELIMINARY	26AUG2019	JAH	
02	-	AT16 WAS AT04 MODIFIED COLORS AND P/N'S	30OCT2019	JAH	
03	-	UPDATE DRAWING	12FEB2020	ZENIN	TOMMY
04	-	UPDATE DRAWING	27FEB2020	ZENIN	TOMMY



P/N AT16-18PA-PMXX
KEY-A CONFIGURATION
COLOR: GRAY

P/N AT16-18PB-PMXX
KEY-B CONFIGURATION
COLOR: BLACK

P/N AT16-18PC-PMXX
KEY-C CONFIGURATION
COLOR: GREEN

P/N AT16-18PD-PMXX
KEY-D CONFIGURATION
COLOR: BROWN

P/N AT16-18PE-PMXX
KEY-E CONFIGURATION
COLOR: GRAY

KEY-A CONFIGURATION	
PART NUMBER	STRAIN RELIEF
AT16-18PA-PM11	NO
AT16-18PA-PM15	YES

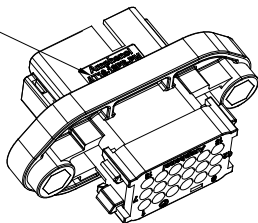
KEY-B CONFIGURATION	
PART NUMBER	STRAIN RELIEF
AT16-18PB-PM11	NO
AT16-18PB-PM15	YES

KEY-C CONFIGURATION	
PART NUMBER	STRAIN RELIEF
AT16-18PC-PM11	NO
AT16-18PC-PM15	YES

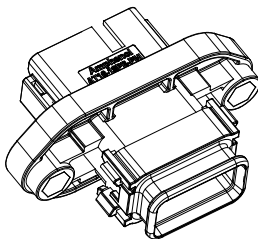
KEY-D CONFIGURATION	
PART NUMBER	STRAIN RELIEF
AT16-18PD-PM11	NO
AT16-18PD-PM15	YES

KEY-E CONFIGURATION	
PART NUMBER	STRAIN RELIEF
AT16-18PE-PM11	NO
AT16-18PE-PM15	YES

LOGO AND P/N
A-KEYED P/N:AT16-18PA-PM
B-KEYED P/N:AT16-18PB-PM
C-KEYED P/N:AT16-18PC-PM
D-KEYED P/N:AT16-18PD-PM
E-KEYED P/N:AT16-18PE-PM



SHOWN WITH
END CAP



SHOWN WITH
STRAIN RELIEF

QUANTITY	PART NUMBER	DESCRIPTION	ITEM
MATERIALS LIST			
UNLESS OTHERWISE SPECIFIED 1) All dimensions are in metric(mm). 2) Tolerances are as follows: 1 PL DEC ±0.30 Fractions ±1/64 2 PL DEC ±0.15 Angles ±1° 3 PL DEC ±0.08		SIGNATURES DATE DRAWN: ZENIN.DENG 27FEB2020 CHECKED: ORION.LI 27FEB2020 ENGINEER: APPROVAL: TOMMY.LI 27FEB2020	
MATERIAL SPECIFICATIONS:		CUSTOMER: THIS DRAWING IS SUPPLIED FOR INFORMATION ONLY. DESIGN FEATURES, SPECIFICATIONS AND PERFORMANCE DATA SHOWN HEREON ARE THE PROPERTY OF THE AMPHENOL CORPORATION. NO RIGHTS OF REPRODUCTION ARE IMPLIED. ALL DIMENSIONS ARE SUBJECT TO NORMAL MANUFACTURING VARIATIONS.	
PROCESS SPECIFICATIONS:		SIZE TYPE DWG NO. REVISION B C- AT16-18PX-PMXX 04	
NEXT ASSY:		SCALE NONE SHEET 2 OF 2	
<p>Sine Systems - www.amphenol-sine.com 44724 Morley Drive Clinton Township, MI 48036</p> <p>PANELMATE RECEPTACLE, 18 PIN AT SERIES</p>			

TITLE: PANELMATE RECEPTACLE, 18 PIN, AT SERIES
DWG NO: AT16-18PX-PMXX
REV: 04
SH: 2
OF: 2

AT Series™ - Contact Size 16 Options

Machined Contacts, Sockets & Pins				
Part Number	Description	Size	AWG	Type
AT60-215-1631	Male Contact - Pin, Gold-plated	16	14	Machined
AT62-209-1631	Female Contact - Socket, Gold-plated	16	14	Machined
AT60-215-16141	Male Contact - Pin, Nickel-plated	16	14	Machined
AT62-209-16141	Female Contact - Socket, Nickel-plated	16	14	Machined
AT60-202-1631	Male Contact - Pin, Gold-plated	16	16-20	Machined
AT62-201-1631	Female Contact - Socket, Gold-plated	16	16-20	Machined
AT60-202-16141	Male Contact - Pin, Nickel-plated	16	16-20	Machined
AT62-201-16141	Female Contact - Socket, Nickel-plated	16	16-20	Machined
AT60-202-1631-22	Male Contact - Pin, Gold-plated	16	22-24	Machined
AT62-201-1631-22	Female Contact - Socket, Gold-plated	16	22-24	Machined
AT60-202-16141-22	Male Contact - Pin, Nickel-plated	16	22-24	Machined
AT62-201-16141-22	Female Contact - Socket, Nickel-plated	16	22-24	Machined

Tooling - Machined Contacts		
Part	Part Number	Description
	CA-5D12	Universal Hand Crimp Tool, Size 12/16/20 (Machined contacts only)
	CA-5E12	Pneumatic Crimp Tool, Size 12/16/20 (Machined contacts only)

Contact Removal Tools		
Part	Part Number	Description
	ATRT-100	Used for removal of contacts for A Series™ products
	AT11-310-1605	Contact Removal Tool, Plastic, Size 16
	A114017	Sealing Plug, Size 16, White

Stamped & Formed Contacts, Sockets & Pins				
Part Number	Description	Size	AWG	Type
AT60-14-0144	Male Contact - Pin, Gold-plated	16	14-16	Stamped & Formed
AT62-14-0144	Female Contact - Socket, Gold-plated	16	14-16	Stamped & Formed
AT60-14-0122	Male Contact - Pin, Nickel-plated	16	14-16	Stamped & Formed
AT62-14-0122	Female Contact - Socket, Nickel-plated	16	14-16	Stamped & Formed
AT60-16-0144	Male Contact - Pin, Gold-plated	16	16-18	Stamped & Formed
AT62-16-0144	Female Contact - Socket, Gold-plated	16	16-18	Stamped & Formed
AT60-16-0122	Male Contact - Pin, Nickel-plated	16	16-18	Stamped & Formed
AT62-16-0122	Female Contact - Socket, Nickel-plated	16	16-18	Stamped & Formed
AT60-16-0644	Male Contact - Pin, Gold-plated	16	18-20	Stamped & Formed
AT62-16-0644	Female Contact - Socket, Gold-plated	16	18-20	Stamped & Formed
AT60-16-0622	Male Contact - Pin, Nickel-plated	16	18-20	Stamped & Formed
AT62-16-0622	Female Contact - Socket, Nickel-plated	16	18-20	Stamped & Formed
AT60-16-0844	Male Contact - Pin, Gold-plated	16	20-22	Stamped & Formed
AT62-16-0844	Female Contact - Socket, Gold-plated	16	20-22	Stamped & Formed
AT60-16-0822	Male Contact - Pin, Nickel-plated	16	20-22	Stamped & Formed
AT62-16-0822	Female Contact - Socket, Nickel-plated	16	20-22	Stamped & Formed

Tooling - Stamped & Formed Contacts		
Part	Part Number	Description
	MFX-3950	Crimp Die - Size 16, 18-20AWG (S&F contacts only)
	MFX-3953	Crimp Die - Size 16, 16-18AWG (S&F contacts only)
	MFX-3975	Crimp Die - Size 16, 14-16AWG (S&F contacts only)
	MFX-3990	Crimp Die - Size 16, 20-22AWG (S&F contacts only)
	ATT-16-00	Hand Crimp Tool - Size 16, 14-16AWG (S&F contacts only)
	ATT-16-01	Hand Crimp Tool - Size 16, 18-20AWG (S&F contacts only)
	ATT-1612-03	Hand Crimp Tool - Size 16, 20-22AWG (S&F contacts only)

Amphenol Sine Systems
 44724 Morley Drive
 Clinton Township, MI 48036 USA
www.amphenol-sine.com
 09/2021